



Corporate Office: A-102, Shiv Siddhi CHSL,
Above Apna Sahakari Bank,
G. V. Scheme Road No. 1, Mulund-East, Mumbai-400 081.

T : 22-2563 3333 | 93211 26331
info@hsgroup.net.in | www.hsgroup.net.in

Site Address: HS Landmark
PK Road, Mulund West, Mumbai - 400 080.

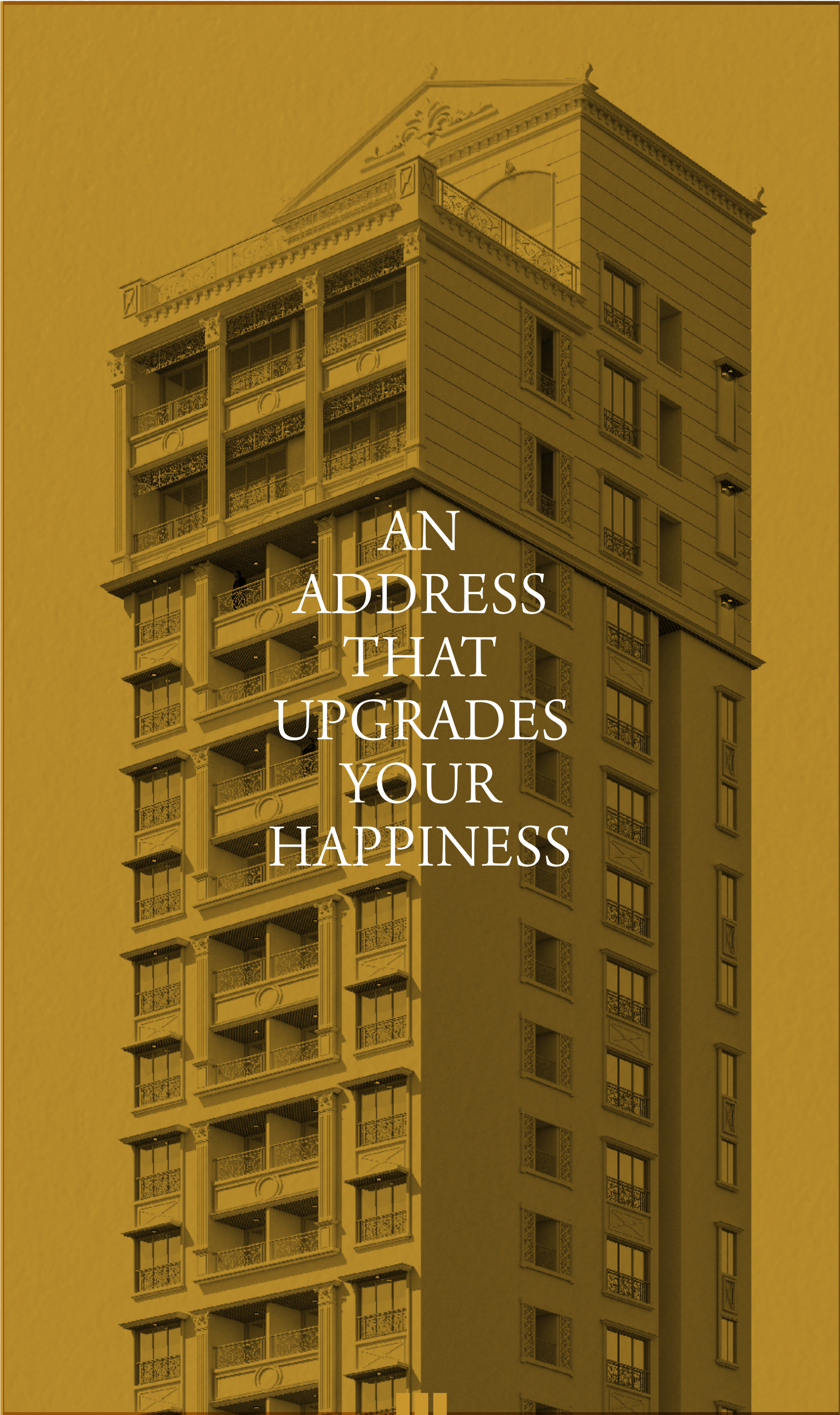


MAHARERA NO
P51800056380
<http://maharera.mahaonline.gov.in>

Disclaimer : - All dimensions mentioned in the drawings may vary/differ due to construction contingencies and site conditions. Actual product/development and any other aspect may differ from what is portrayed herein. All layouts, plans, specifications, dimensions, designs, measurements and locations are indicative and not to scale and are subject to change as may be decided by the company or competent authority.



LIVING
IN THE
LANDMARK
OF THE
CITY



AN
ADDRESS
THAT
UPGRADES
YOUR
HAPPINESS



It is truly said, 'live a life that you are worth of'. We make it true for you at HS LANDMARK which is designed to serve a lifestyle that truly matches your status. Let others know how distinguishingly beautiful your world is. We welcome you to a world no ordinary, where your health, happiness and peace of mind are supremely achieved. It is a gateway to an ultimate luxurious resort like living, where your everyday is a rejuvenating vacation.





GIVING YOU HAPPINESS IN EVERY DETAIL

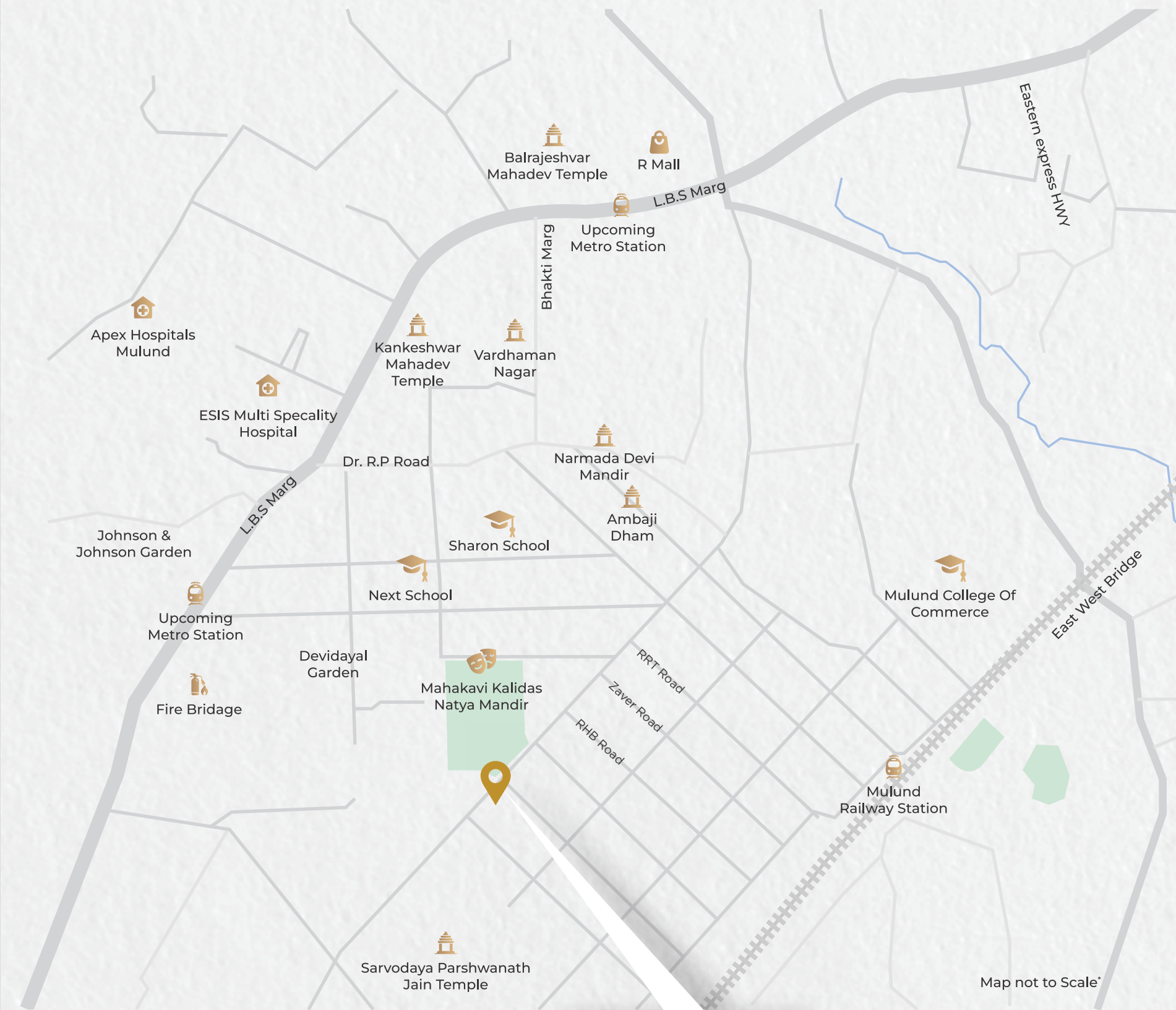
Welcome to HS LANDMARK, at Mulund. It's a place where you will find a wonderful blend of Class, Comfort & Closeness. This wonderful 20 storeyed residential tower, consists of 2 & 4 BHK apartments. It's a perfect home for your family that represents you a unique combination of perfection & space for your living. All flats are splendidly designed to surpass your needs and requirements.

So come to a compactful world, where you can find splendid thoughtfully designed homes that look pretty enough for your classylifestyle.





A PERFECT MASTERPIECE
DESERVES A PERFECT
LOCATION





ENTRANCE LOBBY

PODIUM AMENITIES




Children Play Area



Gym / Fitness Centre



Lawn With Seating Gazebo



Indoor Play Area



Outdoor Meditation
Papillon



Senior Citizen Corner





TYPICAL FLOOR PLAN





COMBINATION PLAN





HOMES
OF
COMFORT
AND STYLE





Exclusively well decorated entrance lobbies



Building designed to resist the seismic forces



Well paved driveway with lighting in the compound



Branded automatic elevators



Fire fighting system

